

ROHS COMPLIANT

POWER D-SUB 25W3 SOLDER CUP-FEMALE

SPECIFICATIONS

ELECTRICAL
 INSULATOR RESISTANCE: 5,000 MegOHMS Min.
 DIELECTRIC WITHSTANDING: 1,000 VAC r. m. s.
 OPERATING TEMPERATURE: -55 7+125
 CONTACT RESISTANCE: 30 MILLIOHMS Max.
 POWER PINS: SEE PART No. BELOW
 SIGNAL PINS: 3AMPS

MECHANICAL
 CONTACT INSERTION FORCE: 4.5kg Max
 CONTACT SEPARATOR FORCE: 0.3kg Min
MATERIALS
 CONTACTS: BRASS
 INSULATOR: PBT UL94V-0 RATED
 230 PROCESS TEMP

SHELL FINISH
 SHELL: STEEL
 NICKEL

Ordering Code:

PDB25W3 - F - G0 - B - 20 - 00
 ① ② ③ ④ ⑤ ⑥

- ① Series
- ② Contact Type:
M:Male F:Female
- ③ Contact NO. :
G0: Gold flash G1: 3u" Gold
G2: 5u" Gold G3: 10u" Gold
G4: 15u" Gold G5: 30u" Gold
- ④ Insulation Color Code:
B:Black L:Blue
W:White
- ⑤ Power AMP
10 = 10AMPS 20 = 20AMPS
30 = 30AMPS 40 = 40AMPS
- ⑥ Series no

Unless Otherwise specified tolerance
 X.:±0.35
 X.X:±0.25
 X.XX:±0.20
 X.XXX:±0.15

AsA Electronic Co.
 WWW.AsA-Elec.com
 Tel : (+98) 21 66 73 56 82 Mob : (+98) 912 03 161 02

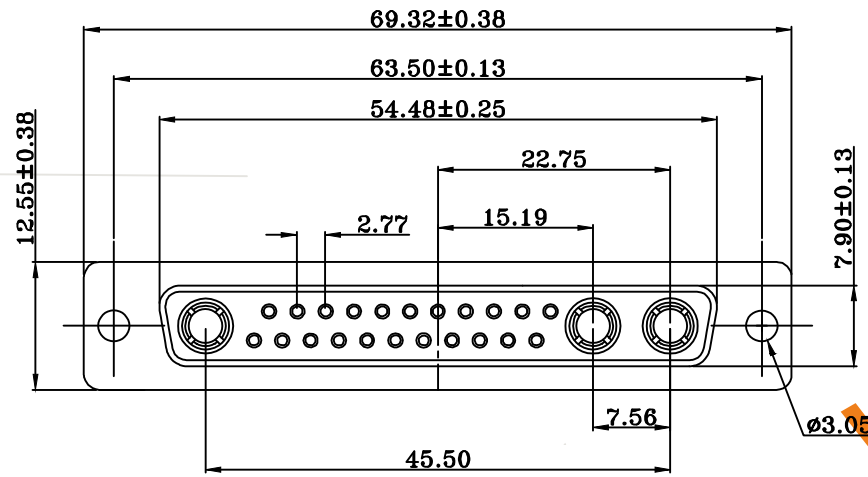
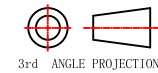
SCALE: 1:1 UNIT:
IN mm

DRAWN: junfon H
 CHECKED: YANG

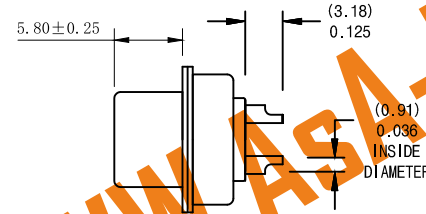
TITLE:
POWER D-SUB 25W3 SOLDER CUP-FEMALE

13/8/29
 DATE

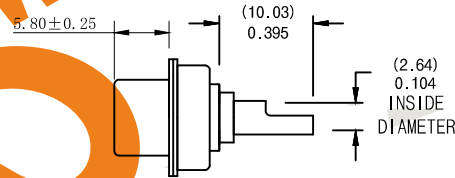
DRAWING NO: PDB25W3-FG0B2000
 PRODUCT NO: PDB25W3-FG0B2000



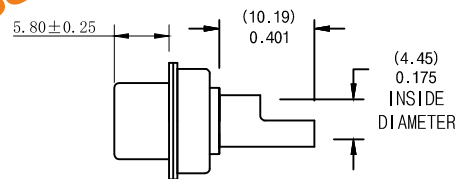
NOTE
 SIGNAL AND POWER CONTACTS
 COME PRE-LOADED INTO INSULATORS




SIGNAL CONTACTS
 ACCEPTS UP TO 20 AWG WIRE



20 AMP POWER CONTACTS
 ACCEPTS UP TO 12 AWG WIRE



40 AMP POWER CONTACTS
 ACCEPTS UP TO 8 AWG WIRE



Current Rating	Dimension
	Ø A
40 AMPS	Ø3.75
30 AMPS	Ø3.2
20 AMPS	Ø2.8
10 AMPS	Ø1.7